

DATE	SYM	REVISION RECORD	AUTH	DR

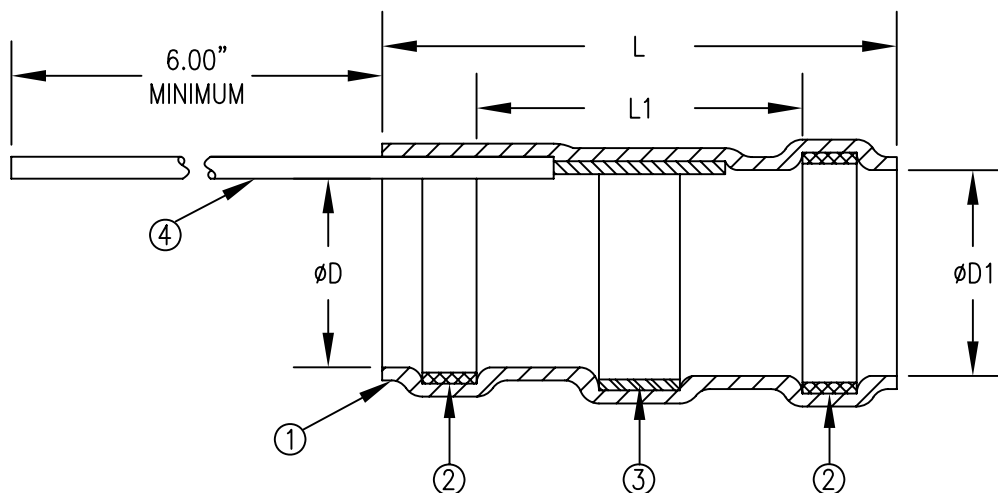



TABLE I: PRODUCT DETAILS

SAE AS83519/2 PART NUMBER	MARKING CODE *CLASS II NO. "SO" PREFIX	SUMITOMO PART NUMBER *CLASS II ADD. -C2 SUFFIX	L ± .070	L1 MINIMUM	øD MINIMUM	øD1 MINIMUM
AS83519/2-16	S0216S	H-ML-16	.650	.325	.075	.105
AS83519/2-17	S0217S	H-ML-17	.650	.325	.105	.145
AS83519/2-18	S0218S	H-ML-18	.650	.325	.170	.200
AS83519/2-19	S0219S	H-ML-19	.750	.325	.235	.255
AS83519/2-20	S0220S	H-ML-20	.750	.325	.275	.300

MATERIALS:

- ① INSULATION SLEEVE:
HEAT-SHRINKABLE, RADIATION CROSSLINKED, MODIFIED POLYVINYLIDENE FLUORIDE.
COLOR = TRANSPARENT BLUE.
- ② MELTABLE SEALING RING:
THERMALLY STABILIZED THERMOPLASTIC. COLOR = 2 BLUE
- ③ SOLDER PREFORM:
ALLOY - Sn63 WITH RED THERMOCHROMIC INDICATOR, EUTECTIC AT 183°C. PER ANSI-J-STD-006.
*(CLASS II = NO RED THERMOCHROMIC INDICATOR)
FLUX - ROL1 TYPE RMA FLUX FOR SILVER OR TIN APPLICATIONS. PER ANSI-J-STD-004.
- ④ PRE-INSTALLED WIRE LEAD PER MIL-W-22759/32-26-90.

DIMENSIONS ARE IN INCHES			
TOLERANCES: (EXCEPT AS NOTED)			
LINEAR	ANGULAR	915 ARMORLITE DR., SAN MARCOS, CA 92069	
0.0 = N/A	0° = N/A	TITLE:	
0.00 = N/A	0°0' = N/A	SOLDER TERMINATION SLEEVE WITH PRE-INSTALLED LEAD	
0.000 = N/A	0°00' = N/A	ENVIRONMENT RESISTANT. SAE AS83519/2 QUALIFIED.	
An STS PRODUCT		DRAWING NUMBER:	
DRAWN	N. CANADAY 04-11-07	H-ML-X SAE AS83519/2 (16-20)	
APPROVED	Jon M. Mills 04-11-07	REPLACES DWG NO.: SAE AS83519/2 (16-20)	
OTHER REF.	SAE AS83519/2 (16-20)	SCALE:	NONE
ORIG. DATE	04-11-07	CAD NO.	H-ML-X SAE AS83519/2 (16-20)
		SHEET	1 OF 2

DATE	SYM	REVISION RECORD	AUTH	DR

RECOMMENDED CABLE PREPARATIONS:

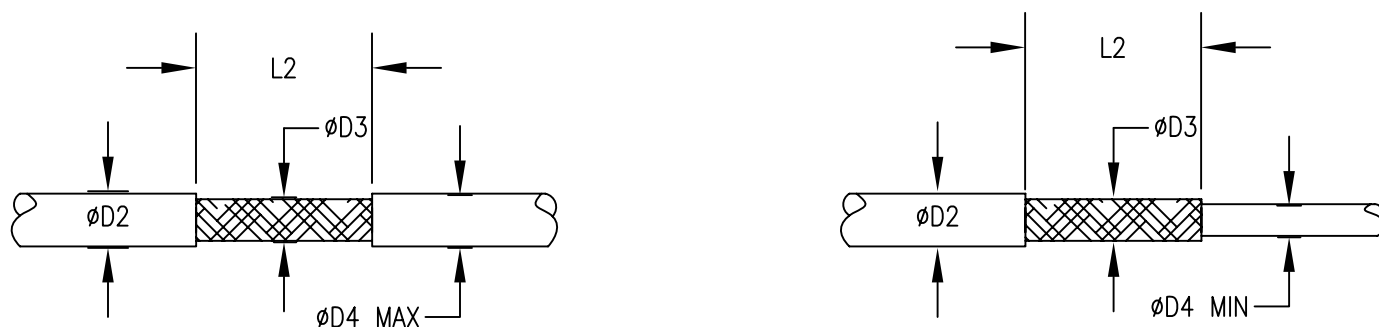


TABLE II: CABLE PREPARATION MEASUREMENTS

SUMITOMO PART NUMBER <small>*CLASS II ADD. -C2 SUFFIX</small>	øD2 MAXIMUM	øD3 MINIMUM	øD4 MAXIMUM	øD4 MINIMUM	L2 RANGE
H-ML-16	.105	.035	.075	.020	.250-.325
H-ML-17	.145	.055	.105	.030	.250-.325
H-ML-18	.200	.085	.170	.050	.250-.325
H-ML-19	.255	.130	.235	.070	.250-.325
H-ML-20	.300	.170	.275	.100	.250-.325

NOTES:

1. THESE PRODUCTS ARE TESTED AND QUALIFIED TO SAE AS83519/2 STANDARDS AND ARE LISTED ON THE QPL (CLASS I). PLEASE REFER TO THE SUMITOMO ELECTRIC STS INSTALLATION GUIDE FOR RECOMMENDED ASSEMBLY INFORMATION.
2. TEMPERATURE RANGE: -55°C TO +150°C.
3. SEIP CAGE CODE: 1JX75.

DIMENSIONS ARE IN INCHES TOLERANCES: (EXCEPT AS NOTED)			
LINEAR 0.0 = N/A 0.00 = N/A 0.000 = N/A	ANGULAR 0° = N/A 0°0' = N/A 0°00' = N/A		
An STS PRODUCT		915 ARMORLITE DR., SAN MARCOS, CA 92069	
DRAWN N. CANADAY 04-11-07		TITLE: SOLDER TERMINATION SLEEVE WITH PRE-INSTALLED LEAD ENVIRONMENT RESISTANT. SAE AS83519/2 QUALIFIED.	
APPROVED Jon M. Mills 04-11-07		DRAWING NUMBER: H-ML-X SAE AS83519/2 (16-20)	
OTHER REF. SAE AS83519/2 (16-20)		REPLACES DWG NO.: SAE AS83519/2 (16-20)	
ORIG. DATE 04-11-07		SCALE: NONE	
		CAD NO. H-ML-X SAE AS83519/2 (16-20)	
		SHEET 2 OF 2	